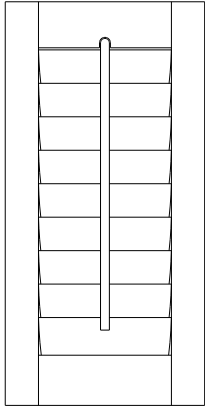
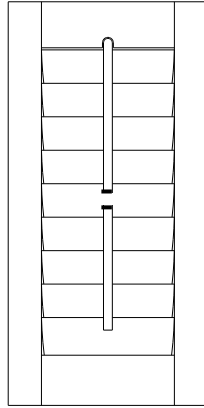


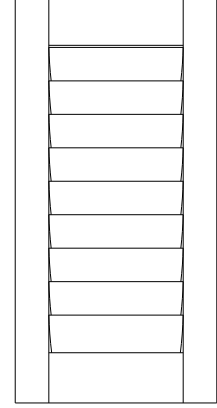
Tilt Rods



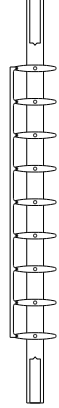
Standard Tilt Rod
(Centered)



Split Tilt Rod



Rear (Hidden) Tilt Rod



Standard

Located in the middle of the panel on the front side

Split: *(There is a surcharge)*

A split tilt rod coordinates the movement of the louvers in separate sections for superior light control.

Rear: *(There is a surcharge)*

Mirasol's Rear Tilt Rod is a powder coated aluminum rod for extra strength. It is attached to the louver's edge with stainless steel brads on the back side. It is located on the hinged side of the panel. It projects another 1/8" beyond the louvers. The Tilt Rod is split when the number of louvers exceeds the limit as shown below.

Louver Size	Maximum Possible Louvers <i>(approximately 48" in panel height)</i>
2½"	20
3½"	14
4½"	10

Special Note

- For even number of louvers, number of louvers operated by the top and the rear tilt rods will be the same
- For odd number of louvers, the number of louvers operated by the top rear tilt rod will be one less than number of louvers operated by the bottom tilt rod

